

FEEDING BIRDS

WITHOUT BURDENS

If you feed birds, they will come—unfortunately this is true for rodents, too. Because birds and rodents enjoy a similar diet, it is important to manage the mess from your feeder by following the tips below:

16"

48"

Keep Rodents Off Feeders

Place hanging feeders at least 16" from trees and/or posts, and 48" off the ground.*

Mount feeders from freestanding poles with baffles, or use dome baffles for hanging feeders.

Use weight sensitive feeders that eliminate food access for squirrels and heavier rodents.

Fill feeders with hot pepper treated seed—it will detract mammals without affecting birds.

Keep Food Off Ground


Choose high-quality, hulled seeds and nuts—eliminating fillers/shells, eliminates the mess.

Use tube feeders with built in seed trays, or attach removable seed hoops that limit spills.

Store birdseed in airtight, watertight, rodent proof containers, in a cool, dry environment.

Use a broom and dust pan to regularly sweep up any spilled seed and hulls on the ground.

OHIO'S TOP 5 FEEDER BIRDS



Darked-eyed Junco




Northern Cardinal



American Goldfinch



Blue Jay



Carolina Chickadee

Favorite Feeder



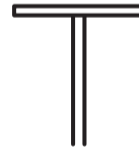
hopper



hopper



tube



platform



hopper

Favorite Food



black oil sunflower



black oil sunflower



nyjer (thistle)



peanuts



black oil sunflower

Nesting Period

JAN

FEB

MAR

APR

MAY

JUN

JUL


AUG

SEPT

OCT

NOV

DEC



*LAKEWOOD CITY ORDINANCE 1779.01 The following conditions are found and declared to be conducive to harboring mice and rats and are hereby declared to be nuisances and prohibited: (f) Feeding of wild animals, birds or other wildlife, other than in suitable containers for food, elevated at least forty-eight inches above the ground level.